

Data Quality Maturity Index (DQMI) Power BI Interactive Report User Guide

Published 07 November 2017

Information and technology
for better health and care

Contents

Purpose of Document	3
Page Descriptions	3
Tab 1 - Front Cover	3
Overview	3
Features	3
Tab 2 - Data Quality Maturity Index - Score distribution	4
Overview	4
Features	4
Tab 3 - Data Quality Maturity Index – Peer Review Interactive Report	5
Overview	5
Features	5
Tab 4 - Data Item Interactive Report	7
Overview	7
Features	7
Changes from Previous Versions	8
Contact Us	8

Purpose of Document

This document explains the purpose and content of the DQMI Power BI Interactive Report and the interactions that can be made with each page.

The Power BI tool is updated at each quarterly DQMI publication so that more data becomes available within the same report. It is important to note that as the DQMI methodology evolves, it becomes difficult to consistently measure provider performance from one report to another. It is therefore important to understand the improvements that have been made to each DQMI publication. The changes are summarised in the DQMI methodology document available at <http://content.digital.nhs.uk/dq>.

Page Descriptions

Tab 1 - Front Cover

Overview

The front cover tab details what the DQMI is, a link to the CSV and user guide and contact details associated with the DQMI.

Data Quality Maturity Index

The Data Quality Maturity Index (DQMI) is a new quarterly publication intended to highlight the importance of data quality in the NHS. It provides data submitters with timely and transparent information about their data quality. The first publication focused on the quality of a set of core data items identified by a National Information Board (NIB) working group as being important to commissioners and regulators. Subsequent and future versions of the DQMI have been, and will be, refined based on stakeholder feedback, and further DQMIs will be developed to include additional data items and datasets submitted nationally by providers.

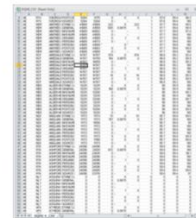
The DQMI publication shows data grouped by financial quarters, and each quarter can be viewed and compared against each other.

The DQMI includes data from the following datasets:

- Accident and Emergency (AE)
- Admitted Patient Care (APC)
- Children and Young People's Health Services (CYPHS)
- Diagnostic Imaging Dataset (DID)
- Improving Access to Psychological Therapies (IAPT)
- Mental Health Services Dataset (MHSDS)
- Maternity Services Dataset (MSDS)
- Outpatient (OP)

Contact Details

Author: Corporate Data Quality Assurance Team, NHS Digital
Public Enquiries: Telephone: 0300 303 5678
Email: enquiries@nhsdigital.nhs.uk
Press enquiries should be made to: Media Relations Manager: Telephone: 0300 303 3888



Link to CSV

For a CSV of the data please click [here](#)



User Guide

For a user guide please click [here](#)

[Go to page 2 for DQMI Score Distribution](#)

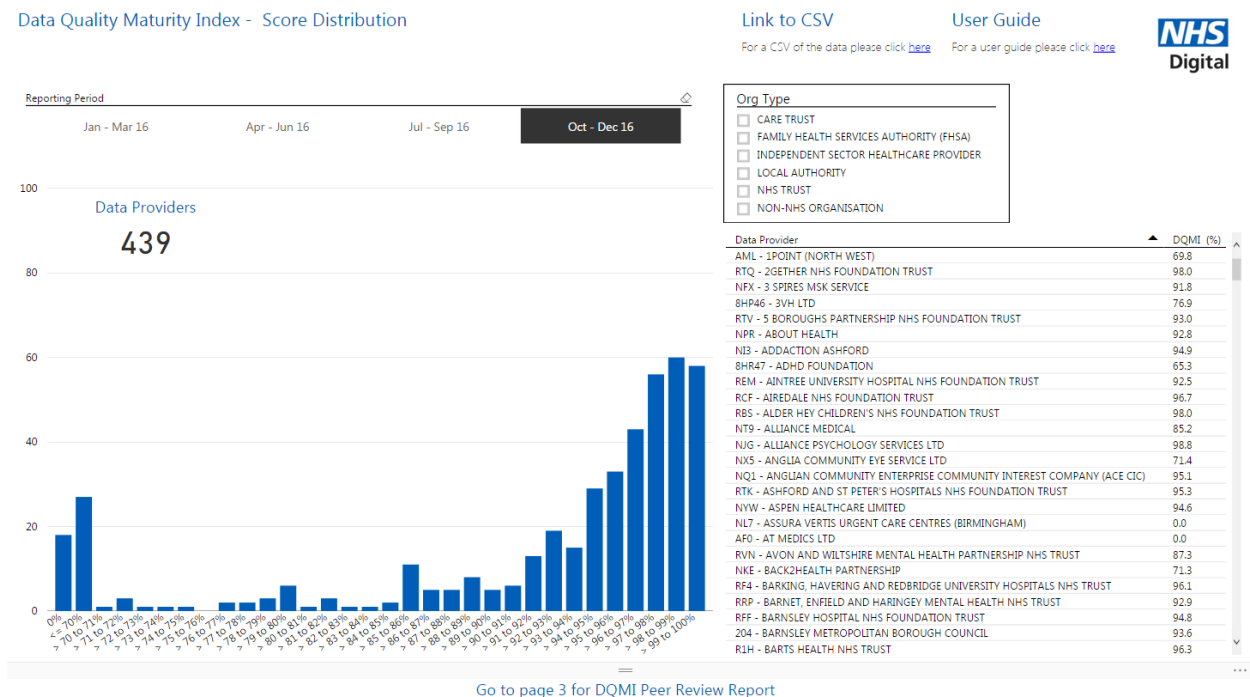
Features

- DQMI overview
- Link to CSV and user guide
- Contact details

Tab 2 - Data Quality Maturity Index - Score distribution

Overview

The score distribution tab presents the DQMI score for all included organisations in a graphical format. It allows the user to immediately see the range of scores and provides a quick and easy way to see which organisations fall within each percentage banding.



Features

- The information can be filtered by Reporting Period and Org Type
- The table shows the DQMI Score for providers based on current filters applied
- The graph shows a count of providers within a percentage category based on current filters applied
- Bar/s within the graph can be clicked to update the table and show filtered information about that percentage banding
- Multiple bars can be selected at one time by selecting a bar and holding the 'Ctrl' key whilst making further selections
- Link to CSV and user guide

Tab 3 - Data Quality Maturity Index – Peer Review Interactive Report

Overview

The Peer Review Interactive Report tab again presents the DQMI score for all included organisations in a graphical format. It allows the user to compare performance between different regions, Org Types and providers. The search function can be used to easily find the organisations that the user wants to group and compare. The graph has drill down functionality to allow the user to change the level of data shown (please see below for the available drill down options).

Data Quality Maturity Index - Peer Review Interactive Report

[Link to CSV](#)

[User Guide](#)



Note: When graph is showing commissioning region or region, the score is an average DQMI Score across data providers in those areas.
 Note: A clear filter; "rubber" is available top right of filter boxes; you will need to hover over the filter boxes to see this.

For a CSV of the data please click [here](#) For a user guide please click [here](#)

Note: Scroll bar available on the below data slicer

Note: Scroll bar available on the below data slicer

Note: Scroll bar available on the below data slicer

Reporting Peri... <input type="checkbox"/> Jan - Mar 16 <input type="checkbox"/> Apr - Jun 16 <input type="checkbox"/> Jul - Sep 16 <input checked="" type="checkbox"/> Oct - Dec 16	Region <input type="checkbox"/> **NO REGION MAPPING AVAILABLE <input type="checkbox"/> NHS ENGLAND LONDON <input type="checkbox"/> NHS ENGLAND MIDLANDS AND EAST (CENTRAL MIDLANDS) <input type="checkbox"/> NHS ENGLAND MIDLANDS AND EAST (EAST) <input type="checkbox"/> NHS ENGLAND MIDLANDS AND EAST (NORTH MIDLANDS)	Org Type <input type="checkbox"/> CARE TRUST <input type="checkbox"/> FAMILY HEALTH SERVICES AUTHORITY (FHSA) <input type="checkbox"/> INDEPENDENT SECTOR HEALTHCARE PROVIDER <input type="checkbox"/> LOCAL AUTHORITY <input type="checkbox"/> NHS TRUST	Data Provider <input type="checkbox"/> AML - 1POINT (NORTH WEST) <input type="checkbox"/> RTQ - 2GETHER NHS FOUNDATION TRUST <input type="checkbox"/> NFX - 3 SPIRES MSK SERVICE <input type="checkbox"/> 8HP46 - 3VH LTD
---	---	---	--

Note: Drill down available in the graph below using the arrows (you will need to hover over the graph to see arrows). Refer to the [user guide](#) for further information.
 e.g. To see comparison by of providers please click the 'Go to next level in hierarchy' drill down arrow twice.




[Go to page 4 for Data Item Report](#)

Features

- The page can be filtered by:
 - Reporting Period
 - Region
 - Org Type
 - Data Provider
- Data Provider Name has a search function
 (Use this feature to best compare providers)
- The graph shows the DQMI Score based on current filters applied
 Note: Default view of graph shows Average DQMI score for regions
- The level of data shown in the graph can be changed using the drill down arrows, the available arrows are explained below:
 (Note: You must hover over the graph to show the available arrows)


➤  Drill Up

Use this button to move back up through the levels that have been previously drilled through

➤  Go to next level in hierarchy

Use this button to jump through the hierarchy of the data, as per the following order, Region -> Data Provider Code -> Data Provider Name


This means as you click the button the graph will jump to the next level as opposed to expand. e.g. if you are at the top level (Region) and you click the arrow, you will jump down to all regions and the labels will show region name. To see a combination use the button below. **(Use this option as the best to compare providers)**

➤  Expand all down one level in the hierarchy

Use this button to expand through hierarchy of the data, as per the following order; Region -> Data Provider Code -> Data Provider Name

This means as you click the button the data will expand through each level, e.g. if you are at the top level (Region) and you click the button, the graph labels will display a bar per Region & Provider combination.

Note: Each of the above hierarchies buttons are greyed out when the other is used e.g. if you have drilled through using “Go to next level in hierarchy” then you will need to go back to the top level before the “Expand all down one level in the hierarchy” becomes available again

➤  Click to turn on Drill Down

Use this button to enable drill down via bar/s, this means once this button is clicked you will be able to click each bar which will drill through the data, this has a similar effect as the “Go to next level in hierarchy” arrow in that it jumps to the next level rather than expands the levels, the difference is that it does this for the selections made e.g. it will only show the providers for the clicked region rather than all providers.

- [Link to CSV and user guide](#)

Tab 4 - Data Item Interactive Report

Overview

The Data Item Interactive Report tab presents the field proportion for all included organisations in a graphical format. It allows the user to compare performance between different regions, org types and providers at a more granular level. It is also intended to allow users to discover which fields are having the greatest impact on their overall DQMI score.

Note: The percentage shown is a field proportion and not a DQMI score.

Data Item Interactive Report


Note: A clear filters "rubber" is available top right of filter boxes, you will need to hover over the filter boxes to see this.

[Link to CSV](#)

For a CSV of the data please click [here](#)

[User Guide](#)

For a user guide please click [here](#)



Note: Scroll bar available on the below data slicer

Reporting Period

Jan - Mar 16

Apr - Jun 16

Jul - Sep 16

Oct - Dec 16

Region

**NO REGION MAPPING AVAILABLE

NHS ENGLAND LONDON

NHS ENGLAND MIDLANDS AND EAST (CENTRAL MIDLANDS)

NHS ENGLAND MIDLANDS AND EAST (EAST)

NHS ENGLAND MIDLANDS AND EAST (NORTH MIDLANDS)

Org Type

CARE TRUST

FAMILY HEALTH SERVICES AUTHORITY (FHSA)

INDEPENDENT SECTOR HEALTHCARE PROVIDER

LOCAL AUTHORITY

NHS TRUST

Data Provider

AML - 1POINT (NORTH WEST) LIMITED

RTQ - 2GETHER NHS FOUNDATION TRUST

NFX - 3 SPIRES MSK SERVICE

8HP46 - 3VH LTD

Note: Scroll bar available on the below data slicer

ACCIDENT AND EMERGENCY	ADMITTED PATIENT CARE	CHILDREN AND YOUNG PEOPLE'S HEALTH SERVIC...	DIAGNOSTIC IMAGING	IMPROVING ACCESS TO PSYCHOLOGICAL THERAP...	MATERNITY SERVICES	MENTAL HEALTH SERVICES	OUTPATIENT
------------------------	-----------------------	--	--------------------	---	--------------------	------------------------	------------

Note: Scroll bar available on the below data slicer

Data Item	Data Provider	Dataset	Field Proportion (%)
<input type="checkbox"/> ACTIVITY TREATMENT FUNCTION CODE	AML - 1POINT (NORTH WEST) LIMITED	IMPROVING ACCESS TO PSYC...	86.9
<input type="checkbox"/> ADMINISTRATIVE CATEGORY CODE	AML - 1POINT (NORTH WEST) LIMITED	IMPROVING ACCESS TO PSYC...	2.3
<input type="checkbox"/> ADMINISTRATIVE CATEGORY CODE (ON ADMISSION)	AML - 1POINT (NORTH WEST) LIMITED	IMPROVING ACCESS TO PSYC...	-
<input type="checkbox"/> ADMISSION METHOD (HOSPITAL PROVIDER SPELL)	AML - 1POINT (NORTH WEST) LIMITED	IMPROVING ACCESS TO PSYC...	100.0
<input type="checkbox"/> CARE PROFESSIONAL MAIN SPECIALTY CODE	AML - 1POINT (NORTH WEST) LIMITED	IMPROVING ACCESS TO PSYC...	99.9
<input type="checkbox"/> CONSULTANT CODE	AML - 1POINT (NORTH WEST) LIMITED	IMPROVING ACCESS TO PSYC...	99.6
<input type="checkbox"/> DECIDED TO ADMIT DATE	AML - 1POINT (NORTH WEST) LIMITED	IMPROVING ACCESS TO PSYC...	100.0
<input type="checkbox"/> DISCHARGE DATE (HOSPITAL PROVIDER SPELL)	AML - 1POINT (NORTH WEST) LIMITED	IMPROVING ACCESS TO PSYC...	100.0
<input type="checkbox"/> DISCHARGE DESTINATION CODE (HOSPITAL PROVIDER SPELL)	AML - 1POINT (NORTH WEST) LIMITED	IMPROVING ACCESS TO PSYC...	100.0
<input type="checkbox"/> DISCHARGE METHOD CODE (HOSPITAL PROVIDER SPELL)	AML - 1POINT (NORTH WEST) LIMITED	IMPROVING ACCESS TO PSYC...	100.0
<input type="checkbox"/> ESTIMATED DATE OF DELIVERY METHOD (AGREED)	AML - 1POINT (NORTH WEST) LIMITED	IMPROVING ACCESS TO PSYC...	100.0
<input type="checkbox"/> ETHNIC CATEGORY	AML - 1POINT (NORTH WEST) LIMITED	IMPROVING ACCESS TO PSYC...	100.0
<input type="checkbox"/> ETHNIC CATEGORY (MOTHER)	AML - 1POINT (NORTH WEST) LIMITED	IMPROVING ACCESS TO PSYC...	100.0
<input type="checkbox"/> GENERAL MEDICAL PRACTICE CODE (PATIENT REGISTRATION ...)	AML - 1POINT (NORTH WEST) LIMITED	IMPROVING ACCESS TO PSYC...	100.0
<input type="checkbox"/> GENERAL MEDICAL PRACTICE CODE (PATIENT REGISTRATION)	AML - 1POINT (NORTH WEST) LIMITED	IMPROVING ACCESS TO PSYC...	100.0
<input type="checkbox"/> NHS NUMBER	AML - 1POINT (NORTH WEST) LIMITED	IMPROVING ACCESS TO PSYC...	100.0
<input type="checkbox"/> NHS NUMBER (MOTHER)	AML - 1POINT (NORTH WEST) LIMITED	IMPROVING ACCESS TO PSYC...	100.0
<input type="checkbox"/> NHS NUMBER STATUS INDICATOR CODE	AML - 1POINT (NORTH WEST) LIMITED	IMPROVING ACCESS TO PSYC...	100.0
<input type="checkbox"/> ACTIVITY TREATMENT FUNCTION CODE	RTQ - 2GETHER NHS FOUNDATION TRUST	ADMITTED PATIENT CARE	99.5
<input type="checkbox"/> ADMINISTRATIVE CATEGORY CODE (ON ADMISSION)	RTQ - 2GETHER NHS FOUNDATION TRUST	ADMITTED PATIENT CARE	95.8
<input type="checkbox"/> ADMISSION METHOD (HOSPITAL PROVIDER SPELL)	RTQ - 2GETHER NHS FOUNDATION TRUST	ADMITTED PATIENT CARE	100.0
<input type="checkbox"/> CARE PROFESSIONAL MAIN SPECIALTY CODE	RTQ - 2GETHER NHS FOUNDATION TRUST	ADMITTED PATIENT CARE	98.8
<input type="checkbox"/> CONSULTANT CODE	RTQ - 2GETHER NHS FOUNDATION TRUST	ADMITTED PATIENT CARE	100.0
<input type="checkbox"/> DECIDED TO ADMIT DATE	RTQ - 2GETHER NHS FOUNDATION TRUST	ADMITTED PATIENT CARE	63.8
<input type="checkbox"/> DISCHARGE DATE (HOSPITAL PROVIDER SPELL)	RTQ - 2GETHER NHS FOUNDATION TRUST	ADMITTED PATIENT CARE	100.0
<input type="checkbox"/> DISCHARGE DESTINATION CODE (HOSPITAL PROVIDER SPELL)	RTQ - 2GETHER NHS FOUNDATION TRUST	ADMITTED PATIENT CARE	92.6
<input type="checkbox"/> DISCHARGE METHOD CODE (HOSPITAL PROVIDER SPELL)	RTQ - 2GETHER NHS FOUNDATION TRUST	ADMITTED PATIENT CARE	99.2
<input type="checkbox"/> ETHNIC CATEGORY	RTQ - 2GETHER NHS FOUNDATION TRUST	ADMITTED PATIENT CARE	100.0
<input type="checkbox"/> GENERAL MEDICAL PRACTICE CODE (PATIENT REGISTRATION)	RTQ - 2GETHER NHS FOUNDATION TRUST	ADMITTED PATIENT CARE	100.0
<input type="checkbox"/> NHS NUMBER	RTQ - 2GETHER NHS FOUNDATION TRUST	ADMITTED PATIENT CARE	100.0
<input type="checkbox"/> NHS NUMBER STATUS INDICATOR CODE	RTQ - 2GETHER NHS FOUNDATION TRUST	ADMITTED PATIENT CARE	100.0
<input type="checkbox"/> ORGANISATION CODE (CODE OF COMMISSIONER)	RTQ - 2GETHER NHS FOUNDATION TRUST	ADMITTED PATIENT CARE	99.0
<input type="checkbox"/> ORGANISATION CODE (CODE OF PROVIDER)	RTQ - 2GETHER NHS FOUNDATION TRUST	ADMITTED PATIENT CARE	100.0

Features

- Page Can be filtered by:
 - Reporting Period
 - Region
 - Org Type
 - Data Provider
 - Dataset
 - Data Item
- Data Provider Name has a search function
- The table shows field proportion valid and complete for providers based on current filters applied
- Link to CSV and user guide

Changes from Previous Versions

The interactive report is evolving with each DQMI publication. This means that there are notable changes between the Power BI report that accompanied DQMI-2, DQMI-3, DQMI-4 and the report that has been published for DQMI-5.

For DQMI-6 and DQMI-7 there have been no new developments.

Contact Us

If you require further assistance please contact:

NHS Digital's Corporate Data Quality Team: DQAteam@nhs.net